

# myVRN Instructions

## PayPal with bank account or debit card as payment method

25/11/2025

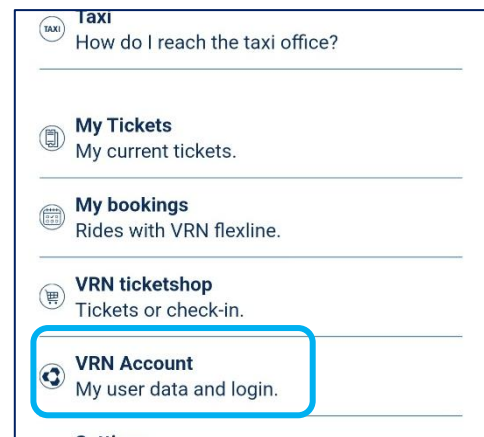
You can link a bank account or debit card to your PayPal account. To do this, log in to your PayPal account, go to the "Wallet" section, and add a bank account, a debit card, or a credit card.

Further information from PayPal on adding cards or bank accounts is available:

<https://www.paypal.com/de/digital-wallet/ways-to-pay/add-payment-method>.

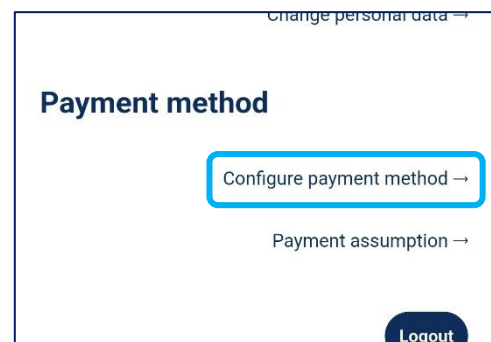
### Step 1: Log in to your VRN account

To add a payment method, you must first log in to your VRN account. To do this, click on "VRN Account" and log in with your email address and username.



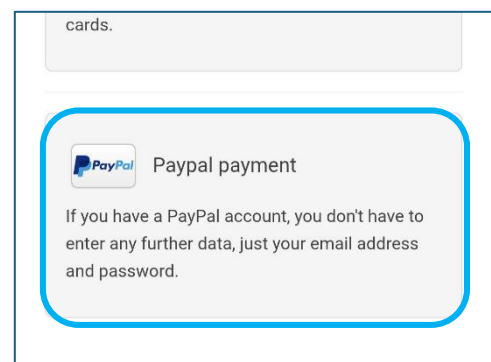
### Step 2: Configure payment method

To add PayPal as a payment method in the myVRN app, select "Configure payment method" on the "VRN account" page.



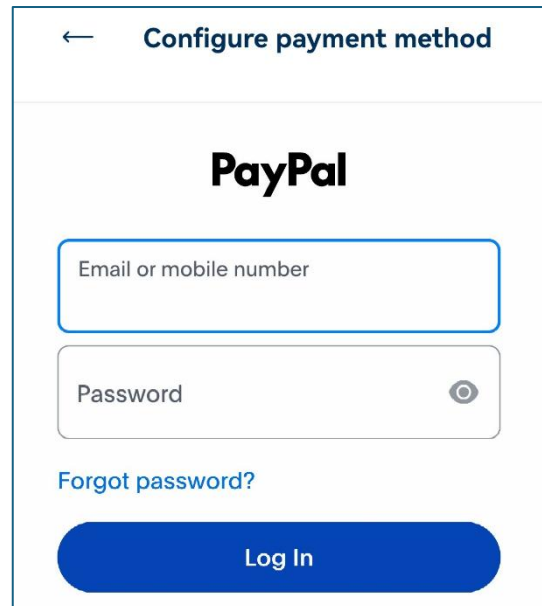
### Step 3: Select PayPal

Then click on the box labeled "Paypal payment".



## Step 4: Register with PayPal

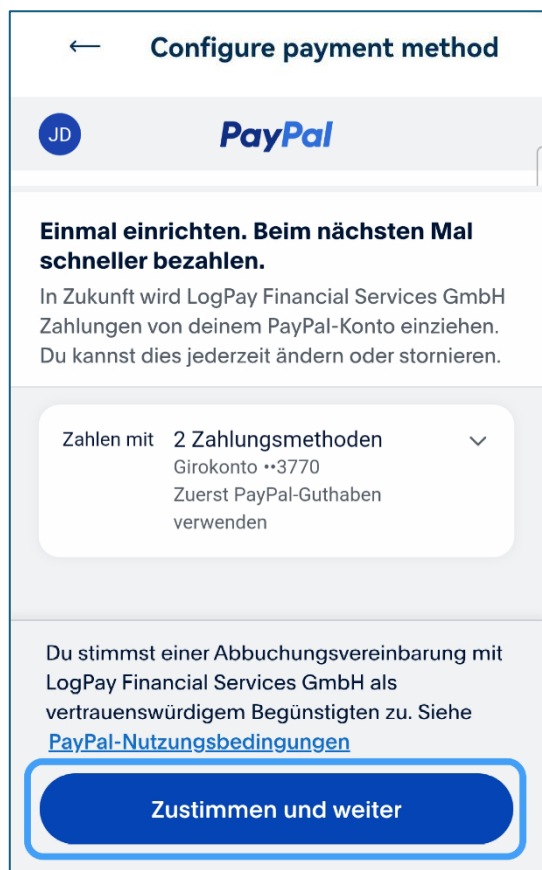
You will be redirected to PayPal's confirmation page and enter the email address and password registered with PayPal.



The screenshot shows the PayPal login interface. At the top, there is a back arrow and the text "Configure payment method". Below this is the PayPal logo. There are two input fields: "Email or mobile number" and "Password" with a toggle icon. A link "Forgot password?" is located below the password field. At the bottom, there is a blue "Log In" button.

## Step 5: Confirm PayPal as payment method

After logging into your PayPal account, you confirm PayPal as your payment method.



The screenshot shows the PayPal confirmation screen. At the top, there is a back arrow and the text "Configure payment method". Below this is a header with a user icon (JD) and the PayPal logo. The main text reads: "Einmal einrichten. Beim nächsten Mal schneller bezahlen." followed by a paragraph: "In Zukunft wird LogPay Financial Services GmbH Zahlungen von deinem PayPal-Konto einziehen. Du kannst dies jederzeit ändern oder stornieren." Below this is a section titled "Zahlen mit" showing "2 Zahlungsmethoden" with a dropdown arrow. The methods listed are "Girokonto \*\*3770" and "Zuerst PayPal-Guthaben verwenden". At the bottom, there is a paragraph: "Du stimmst einer Abbuchungsvereinbarung mit LogPay Financial Services GmbH als vertrauenswürdigen Begünstigten zu. Siehe [PayPal-Nutzungsbedingungen](#)" and a blue "Zustimmen und weiter" button.

More information about payment via PayPal can be found in the rnv terms and conditions for ticket sales (only in German): <https://www.vrn.de/agb-datenschutz-myvrn>.

More information from LOGPAY on using PayPal: <https://kundenservice.logpay.de/faq/ticketing-sharing>.